



OUAC 105 Manual

2023-2024 APPLICATION PROCESS

OUAC 105:

The OUAC 105 is for students who are not currently attending an Ontario high school full time. International students, or students attending a secondary school in another Canadian province have to apply using the OUAC 105.

TABLE OF CONTENTS

Click on  to jump to page.

PAGE 3 | Important Dates 

PAGE 4 | Creating an Account 

PAGE 7 | Starting your Application 

PAGE 14 | Selecting IFP 

PAGE 28 | Supplemental Material 

PAGE 31 | Next Steps 

PAGE 32 | Contact Us 

IMPORTANT DATES

SEPTEMBER 16, 2022

- All OUAC 105 applications open

JANUARY 12, 2023

- Deadline for OUAC 105 IFP Applications (Architecture, Arts & Science, and Music)
- Music Questionnaire deadline

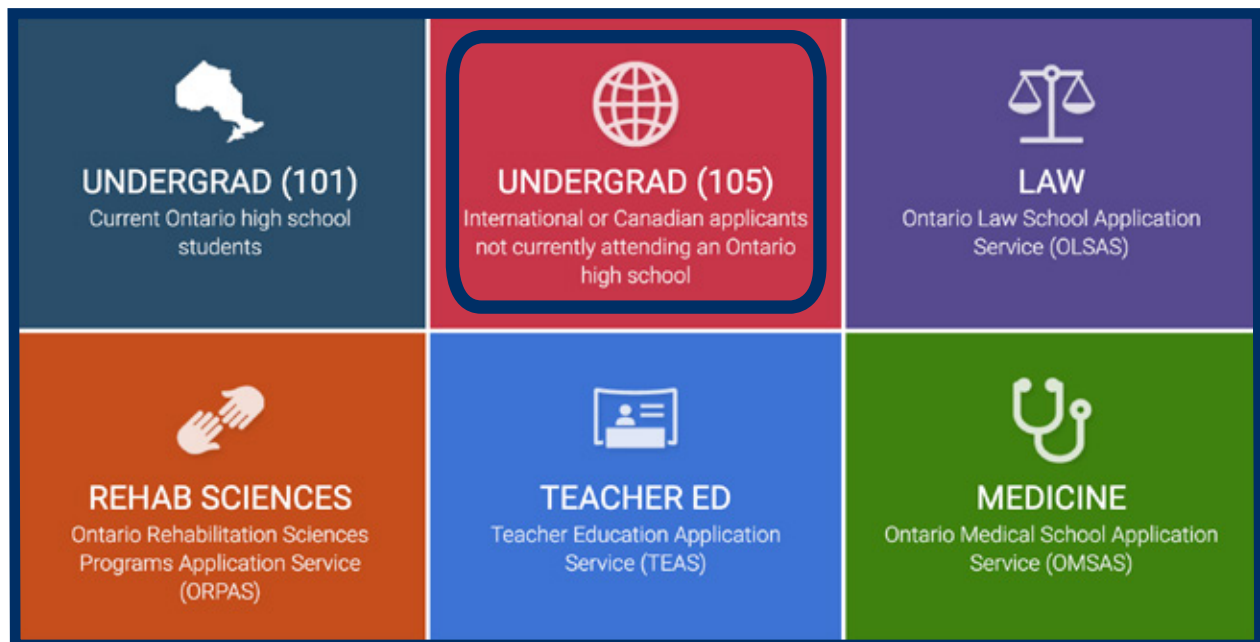
FEBRUARY 1, 2023

- Document Deadline - Architecture, Arts & Science (including Rotman and Computer Science), and Music
- Architecture One Idea Supplementary application Deadline
- Computer Science Supplementary Application Deadline (Early recommended deadline: December 15, 2022)
- Rotman Commerce Supplemental Application Deadline (Early recommended deadline: December 15, 2022)

For updated dates and deadlines please visit:

<https://future.utoronto.ca/apply/important-application-dates/>

1. Go to: <http://www.ouac.on.ca/>
Click on “UNDERGRAD (105)”



OUAC 105

The OUAC 105 application is for students who are not currently attending an Ontario high school full time. International students, or students attending a secondary school in another Canadian province have to apply using the OUAC 105.

OUAC 101

The OUAC 101 application is for students who are currently in a secondary school in Ontario, or studying in an Ontario high school curriculum full time.

2. Read the following webpage and answer the questions to ensure you are completing the correct application. The following directions will only apply to the OUAC 105 application. Once you have completed the questions, click on "Create your OUAC Account".

[Undergraduate](#) » My OUAC Account

Undergraduate

Get Started

Answer these questions to get started with your application.

Current Ontario high school students: Do not continue unless you have received your access codes from your guidance counsellor. Once you have them, log back in with the OUAC username and password you just created.

• Required field

High School Status

• I am currently enrolled in an Ontario secondary school.
Note: International students attending schools approved to offer credits toward the Ontario Secondary School Diploma (OSSD) should answer "Yes".

▾

Status in Canada

• Status in Canada (at time of applying)

▾

3. The following webpage should be displayed. Fill out all of the required sections. Click on "Create My OUAC Account".

An email will be sent from OUAC to the email address you provided. You must click the link in the email to verify your email address and activate your OUAC account.

All Other Undergraduate Applicants (105)

Create My OUAC Account

If this is your first time logging in, you need to create your OUAC Account. Do not create more than 1 account. You will use your username and password to apply to all OUAC applications from now on.

Note: If you have applied through the OUAC any time after August 2016, you should have an OUAC account.

* Required field

* First/Given Name

Middle Name(s)

* Last/Family Name

* Date of Birth (Format: yyyy-mm-dd)

IMPORTANT:
Your name and date of birth must match your legal documents!

Enter Your Email Address

We will send a verification email to this email address. If you do not receive a verification email, go to "My OUAC Account" in your application and click "Re-send Verification Email".

Note: You will not be able to submit your application until you verify your email address.

* Email Address

* Confirm Email

Create a Username and Password

Note: Create a username that is personal and that you can remember. We recommend that you do not use any previous OUAC identification numbers (e.g., an old OUAC Reference Number or IT number). Do not use accented characters (e.g., é, è, ê, ë).

* Username

* Password

* Confirm Password

Terms and Conditions

By clicking "Create My OUAC Account", you accept the following terms and conditions:

1. I will create only one OUAC Account.
 - o If I forget my username, I will use the options provided to recover my original username.
 - o I understand that if I create more than 1 account, the account and any associated applications will be invalid.
2. My account will be stored on the OUAC site. The account will be accessible only to me and OUAC staff.
 - o If I do not submit an application or payment, my account and all related personal information (paper or electronic), will be destroyed and/or deleted at the end of the application cycle.
3. I understand the OUAC tracks my online application activity using cookies and varied web analytics. The OUAC and/or the universities may use this data in non-personally identifiable reports to track navigation paths, maintain and improve the application system and for other purposes in accordance with their policies and practices.

Note: Each individual application has additional terms and conditions. Please review.

[Create My OUAC Account](#)

4. Once you have finished reading the information, proceed to Personal Information

[105 Application](#) » My OUAC Account

All Other Undergraduate Applicants (105)

Welcome

- Thank you. Your email address has been verified.

[Read important 105 news and reminders.](#)

[Search FAQs.](#)

This **105** application is for admission to undergraduate study for entry points in 2023 only (January through September). **All application fees are non-refundable.**

You Should Use the 105 Application If You:

- currently reside in Canada (Canadian citizens, permanent residents or those currently studying in Canada on a study permit or other visa), or are a Canadian citizen or a permanent resident living elsewhere (not in Canada), and are not currently attending an Ontario high school in a day program. **OR**
- currently reside outside of Canada, and are not a Canadian citizen or permanent resident, and are not currently attending an Ontario high school day program (in Ontario or abroad).

Note: You may not need to use this application if, at any time in the past, you have been a registered student or have registered and then withdrawn from one of the Ontario universities you wish to apply to. Please contact the Admissions Office at the applicable university for further instruction.

Here Are Some Helpful Tips to Get You Started:

- Click "Review and Submit" at any time to review your information.
- Before you submit your application, you can log out and return to it at any time to review and/or change information you have saved.
- After 20 minutes of inactivity, you will automatically be logged out of your application. Please be advised that your changes will not be saved.

Your OUAC Reference Number

You will be assigned an OUAC Reference Number once you submit your application. This number is application-specific and is not valid for any other current year or future application services.

Terms and Conditions

- If you submit an application from this account, your application is valid for the current application cycle only. Any supplementary materials in support of the application will be destroyed and/or deleted at the end of the application cycle.
- If you do not submit an application or payment, your account and all related personal information (paper or electronic) will be destroyed and/or deleted at the end of the application cycle.
- Your account is stored on the OUAC site and is accessible only to you and OUAC staff.
- Review the [Declaration and Notice of Collection, Use, Disclosure and Treatment of Personal Information Provided as Part of Your University\(ies\) Undergraduate Program\(s\) \(105\) Application](#). When you submit your application, you must accept the terms and conditions in this statement.

5. The following webpage should be displayed. Please fill in the required personal information and click “Save and Continue”. Please keep in mind that Canadian Citizens and Permanent Residents cannot apply to the International Foundation Program.

Enter your names as they appear on your health card, passport or other official document.

- Use upper case and lower case letters for your names (e.g., Taylor rather than taylor or TAYLOR).
- Do not enter only initials or your nickname.
- If you only have 1 name, enter it as both your first/given name and your last/family name.

• Required field

Your Name and Other Personal Information

Title
Choose ▾

• First/Given Name
Matilda

Middle Name(s)
[]

• Last/Family Name
Fawkes

Preferred Name
The name you want to be called, if different from your legal given name. Do not include your last/family name.
[]

Former Last Name/Family Name
[]

Gender
Choose ▾

• Date of Birth (Format: yyyy-mm-dd)
2000-12-01

Are you an Indigenous person?
An Aboriginal/Indigenous person is an individual who is First Nations (Status or Non-Status), Métis or Inuit.
 Yes
 No/Undeclared

Have either of your parents/guardians attended a university or college?
 Yes
 No
 No Declaration

Citizenship and Language Information

• Current Status in Canada
Some universities require you to upload proof of Permanent Resident status and/or proof of recognized Convention Refugee/Protected Person status. More information is available in the "Document Upload" section.
 Canadian Citizen
 Permanent Resident
 Study Permit
 Diplomatic
 Convention Refugee (Protected Person)
 Visitor
 No Status

• Country of Citizenship
Choose ▾

• If not born in Canada, date or expected date of entry into Canada (Format: yyyy-mm)
[]

• First Language
 English
 French
 Other

• Language of Correspondence
 English
 French

Save and Continue

IMPORTANT:
Your name and date of birth must match your legal documents!

6. The following webpage should be displayed. Click on “Add” to register your address.

Undergraduate (105)

Contact Information

Required: 1 home address, 1 mailing address and 1 phone number.

My Email	Status	Actions
matilda00@email.com	Verified	<input type="button" value="Change"/>

Address Type	My Addresses	Actions
Home	Required	<input type="button" value="Add"/>
Mailing	Required	<input type="button" value="Add"/>

7. The following webpage should be displayed. Fill out the form to register your address. First, register your “Home” address. If your mailing address is the same as your home address, check the box at the bottom of the page. Save and Continue.

Contact Information

• Required field

• Address Type
Home

• Country
Choose

Province or State
Choose

Address Line 1
Include the apartment number, if applicable.

Address Line 2

Address Line 3

Postal Code
For Canada, do not include a space. For the United States, separate the zip extension with a hyphen.

• City

My mailing address is the same

8. You can add a mailing address, if different from your Home. Under address Type, click 'Add' beside Mailing and enter your information.

[105 Application](#) » Contact Information

Undergraduate (105)

Contact Information

Required: 1 home address, 1 mailing address and 1 phone number.

My Email	Status	Actions
matilda00@email.com	Verified	<input type="button" value="Change"/>

Address Type	My Addresses	Actions
Home	Required	<input type="button" value="Add"/>
Mailing	Required	<input type="button" value="Add"/>

Telephone Type	My Telephone Numbers	Actions
	Required - No Information Provided	<input type="button" value="Add"/>

Proceed to [Academic Background](#) if you are satisfied with this information

9. The following webpage should be displayed. Click on "Add" to add a Telephone Number.

Undergraduate (105)

Contact Information

Required: 1 home address, 1 mailing address and 1 phone number.

My Email	Status	Actions
matilda00@email.com	Verified	<input type="button" value="Change"/>

Address Type	My Addresses	Actions
Home	Required	<input type="button" value="Add"/>
Mailing	Required	<input type="button" value="Add"/>

Telephone Type	My Telephone Numbers	Actions
	Required - No Information Provided	<input type="button" value="Add"/>

10. The following webpage should be displayed. Fill in the details for your telephone number and click "Save and Continue".

Telephone Numbers

* Required field

* Telephone Type
 Choose ▾

* Telephone Number

11. The following webpage should be displayed.
Click on "Academic Background".

Contact Information

Required: 1 home address, 1 mailing address and 1 phone number.

My Email	Status	Actions
matilda00@email.com	Verified	<input type="button" value="Change"/>

Address Type	My Addresses	Actions
Home	678 Feline Avenue Athens Greece	<input type="button" value="Change"/>
Mailing	678 Feline Avenue Athens Greece	<input type="button" value="Change"/>

Telephone Type	My Telephone Numbers	Actions
Cell	123456789	<input type="button" value="Change"/> <input type="button" value="Delete"/>
		<input type="button" value="Add"/>

Proceed to [Academic Background](#) if you are satisfied with this information

12. The following webpage should be displayed. Fill in the information for your academic institution and click on "Save".

Undergraduate (105)

Academic Background - Add/Edit Details

[Help](#)

Provide information about **all** institutions where you have registered in 1 or more secondary or postsecondary courses. Institutions include, but are not limited to, regular day schools, night schools, summer schools, virtual schools.

* Required field

Find My Institution

* **Institution Country**
Greece ▾

* **Institution Type**
 High School
 Postsecondary (universities and colleges)

* **Institution Name** [?](#)
Choose the institution you attend/attended from the drop-down list, where possible. If you attend/attended an affiliate campus or alternative location, choose the main campus. If the institution you attend/attended is not in this list, choose "Not in List" and provide the full institution name (do not use an acronym) and address in the "Unlisted Institution" section.
15th General Lykeio Athens ▾

* **Start Date (Format: yyyy-mm)**

* **To Date (Format: yyyy-mm)**

Highest Year Level Achieved
Choose ▾

Diploma/Degree Type
Choose ▾

[Save](#) [Cancel](#)

13. The following webpage should be displayed.
Click on "Browse Programs".

Academic Background

[▶ Help](#)

Provide information about **all** institutions where you have registered in 1 or more secondary or postsecondary courses. Institutions include, but are not limited to, regular day schools, night schools, summer schools, online schools.

[▶ Add Institution](#)

Institution Name	Start Date	To Date	Actions
Ecole Intl des Sci du Traitement de l'Info EISTI	2015-09	2019-10	▶ Change ▶ Delete

Proceed to [Browse Programs](#) if you are satisfied with this information

14. The following webpage should be displayed.
Click on "By University".

Browse Programs

Note: You may use this application to apply to more than one university in Ontario. Please do not submit a second application. All fees are non-refundable.

You may browse through program information using one of the three starting points listed below:

- [By University](#)
- [By Geographic Area](#)

Search by Program Code

If you have done your research and know exactly which program codes you would like to add, enter the codes here:

Program Code

15. The following webpage should be displayed.
Click on "University of Toronto".

Browse Programs - By University

Choose one of the universities listed below to view the programs it offers:

Program Category

[Algoma University](#)

[Brock University](#)

[Carleton University](#)

[University of Guelph](#)

[Lakehead University](#)

[Laurentian University](#)

[McMaster University](#)

[Nipissing University](#)

[OCAD University](#)

[Ontario Tech University](#)

[University of Ottawa](#)

[Queen's University](#)

[Ryerson University](#)

[University of Toronto](#)

[Trent University](#)

[University of Waterloo](#)

[Western University](#)

16. The following webpage should be displayed.
Find the series of IFP offerings, and click on the desired program.

International Foundation Program - St. George Campus


The International Foundation Program is open to academically qualified international students whose English facility test scores do not meet the University of Toronto's English language requirements. [Learn more about the International Foundation Programs.](#)

Select only one admission category from the International Foundation Program - Arts & Science - St. George campus.

Program Title	Program Code
International Foundation Program - Architecture, Landscape, and Design - St. George Campus	TUI
International Foundation Program - Arts & Science - Rotman Commerce - St. George Campus	TAL
International Foundation Program - Arts & Science - Computer Science - St. George Campus	TAO
International Foundation Program - Arts & Science - Humanities - St. George Campus	TAQ
International Foundation Program - Arts & Science - Life Sciences - St. George Campus	TAR
International Foundation Program - Arts & Science - Physical & Mathematical Sciences - St. George Campus	TAZ
International Foundation Program - Arts & Science - Social Sciences - St. George Campus	TAY
International Foundation Program - Music - St. George Campus	TZA

17. The following webpage should be displayed.
Please read the details of the program, and choose your “Subject of Major Interest”, if applicable.
Click on “Save Program”.

Program Information
This program is open to academically qualified international students whose English facility test scores do not meet the University of Toronto's English language requirements. [Learn more about the International Foundation Program.](#)



Applicants who are also interested in direct admission to degree studies must indicate their choice on this application.

Applicants who have completed any post-secondary studies will not be considered.

[Learn more about John H. Daniels Faculty of Architecture, Landscape and Design programs.](#)

Subject of Major Interest
You must indicate your subject of major interest.

Supplementary Application
An online supplementary application and a \$45 fee are required by February 1, 2023. The fee must be paid along with, and in addition to, your other OUAC application fees.

- [Admission Requirements](#)
- [Visit University of Toronto](#)

* Required field

Program Details
Institution University of Toronto
Program Code TUI
Program Title International Foundation Program - Architecture, Landscape, and Design - St. George Campus
Expected Date of Enrollment 2023 Fall (September)
Expected Course Enrollment Full-Time
* Subject of Major Interest <input type="text" value="Choose"/>
Year Level Available options may vary by university and time of year. First Year

IMPORTANT:
If you want to be considered for both IFP and direct admission, you must apply to both on OUAC!

18. Once you are satisfied with your rankings and selections, click “Save” and proceed to “Additional University Details”.

Important Note:

Applicants to the IFP who are also interested in direct admission to degree studies must indicate their choice on this application.

Undergraduate (105)

Program Choices

Choice Number	Program Code	Program Title	Actions
01 ▾	TAL	University of Toronto International Foundation Program - Arts & Science - Rotman Commerce - St. George Campus 2023 Fall (September)	<input type="button" value="Edit"/> <input type="button" value="Delete"/>
02 ▾	TZA	University of Toronto International Foundation Program - Music - St. George Campus 2023 Fall (September)	<input type="button" value="Edit"/> <input type="button" value="Delete"/>
03 ▾	TAC	University of Toronto Rotman Commerce - St. George Campus 2023 Fall (September)	<input type="button" value="Edit"/> <input type="button" value="Delete"/>

Order Your Choices

Rank your program selections in order of preference under the "Choice Number" column, then click "Save".

[Add Program](#) to your application
Proceed to [Additional University Details](#) if you are satisfied with this information

19. The following webpage should be displayed.

If you have previously attended any post secondary institution, you can record this year. Please note that if you have any post secondary credits from a college or university, you are not eligible for the IFP. If you have not attended any postsecondary institution, you may leave this section blank and click "Save."

Additional University Details

Select a year **only** if you have applied to 1 of these universities before. If you have never applied, leave this section blank.

* Required field

University of Toronto
Previous Year Applied <input type="text" value="Choose a year"/>
Previous Year Registered <input type="text" value="Choose a year"/>

20. The following webpage should be displayed.
Click on "Other Academic Information".

[105 Application](#) » [Additional University Details](#) » Additional University Details

Undergraduate (105)

Additional University Details

Institution Name
No information available.

[Return to Additional University Details](#)
Proceed to [Other Academic Information](#) if you are satisfied with this information

21. The following page should be displayed. Fill out all the relevant fields. Once complete, click on "Save and Continue"

Other Academic Information

[Help](#)

* Required field

Other Academic Information

Quebec CEGEP Code Permanent

By providing your CEGEP Code Permanent, you authorize the OUAC to collect your CEGEP academic record from BCI, and to transfer that academic data to the Ontario university(ies) you have selected on your application.

British Columbia Personal Education Number (PEN) for current-year BC students

By providing your BC PEN, you authorize the OUAC to collect your BC academic record from the Ministry of Education, Skills and Training, and to transfer that academic data to the universities you have selected on your application, if you have authorized them to do so.

I intend to write (or have already written) an Advanced Placement exam by June of the current school year.

AP exams are administered by The College Board in the United States.

* My total number of years in a Canadian school system

If this question does not apply to you, choose "Not Applicable".

* My total number of years in an English-language school system outside of Canada

If this question does not apply to you, choose "Not Applicable".

In which country?

22. Your summary of “Other Information” should be displayed. Please review this information, and then click on “Transcripts”.

[105 Application](#) » [Other Academic Information](#) » Other Academic Information

Undergraduate (105)

Other Academic Information

Other Academic Information
Quebec CEGEP Code Permanent
British Columbia Personal Education Number (PEN) for current-year BC students
I intend to write (or have already written) an Advanced Placement exam by June of the current school year.
My total number of years in a Canadian school system Not Applicable
My total number of years in an English-language school system outside of Canada 2
In which country? France

Return to [Other Academic Information](#)
Proceed to [Transcripts](#) if you are satisfied with this information

23. The following page should be displayed. Please read the instructions for submitting the relevant transcripts, and click on “Activities/Employment”.

Transcript Requests

[Help](#)

This page contains instructions for requesting transcripts from Ontario, Canadian and international institutions. Review any section that applies to you.

For further instructions, refer to [Transcript Requirements](#) in the Application Guide.

Transcripts from Ontario High Schools

- Certain Ontario high schools (Ontario secondary schools) allow you to request your official high school transcript electronically (for completed courses only).
 - [Find out if you are eligible](#)
 - The OUAC has partnered with the Ontario College Application Service (OCAS) to offer this service to university applicants.
 - **Note:** If you made a request for your Ontario secondary school transcript using the “Find out if you are eligible” link, you will not see the status of this request until the OUAC receives your transcript. However, you can still submit your application even if the status is not yet displayed.
 - In the event that the Ontario secondary school transcript that you requested is sent as a hard copy, the status will not be displayed.
- If your high school is not included in this online service, contact the high school to arrange for your official transcript to be sent directly to your university choices.
- Verify university requirements and note that document deadlines apply.

For more information, see [Transcript Requirements](#).

Transcripts from Canadian Institutions Outside of Ontario

- Official transcripts are required for each college, CEGEP, university, junior college, graduate school or other postsecondary institution you attend/have attended/have withdrawn from.
- The OUAC has established procedures with some institutions outside of Ontario to release their transcripts by electronic means. The collection of electronic transcripts is not an automated process.
- You are responsible for arranging the transfer of all other transcripts and documents to the universities you are applying to.
- Verify university requirements and note that document deadlines apply.

For more information, see [Transcript Requirements](#).

Transcripts from International Institutions

- Ontario universities may require undergraduate applicants to have official international academic transcripts submitted directly to [World Education Services \(WES\)](#) for verification as part of the admission process.
- You are responsible for arranging the transfer of all other transcripts and documents to the universities you are applying to.
- Verify university requirements and note that document deadlines apply.

For more information, see [Transcript Requirements](#).

Return to [Academic Background](#)
Proceed to [Activities/Employment](#) if you are satisfied with this information

24. The following page should be displayed. If you would like to submit records of extracurricular activity, click “Add an Activity”. If not, click “Review and Submit”.

Undergraduate (105)

Activities/Employment

List all extracurricular activities (e.g., volunteering, hobbies, sports, employment, travel, etc.), from the time you completed high school until the present, including any completed while attending a postsecondary educational institution. Start with the most recent activities.

Note: This section is required if you have finished high school. If you do not complete this section, your application assessment may be delayed.

[▶ Add an Activity](#)

Start Date	To Date	Activity	Employer	Actions
No information available.				

[Add an Activity](#) to your application

Proceed to [Review and Submit](#) if you are satisfied with this information

25. The following page should be displayed.
Please record relevant details of any activities/employment that you would like to include in your application. Once the details have been recorded, please click “Save Activity”.

[105 Application](#) » [Activities/Employment](#) » Activities/Employment

Undergraduate (105)

Activities/Employment

List all extracurricular activities (e.g., volunteering, hobbies, sports, employment, travel, etc.), from the time you completed high school until the present, including any completed while attending a postsecondary educational institution. Start with the most recent activities.

Note: This section is required if you have finished high school. If you do not complete this section, your application assessment may be delayed.

★ Required field ■

Activity Detail
★ Start Date (Format: yyyy-mm) <input type="text"/>
★ To Date (Format: yyyy-mm) <input checked="" type="radio"/> Present <input type="radio"/> Specific Date <input type="text"/>
★ Description <input type="text"/>
Employer (if applicable) <input type="text"/>

Save Activity

26. If you would like to continue adding Activities/Employment, please do so. Otherwise, click on "Review and Submit".

Activities/Employment

List all extracurricular activities (e.g., volunteering, hobbies, sports, employment, travel, etc.), from the time you completed high school until the present, including any completed while attending a postsecondary educational institution. Start with the most recent activities.

Note: This section is required if you have finished high school. If you do not complete this section, your application assessment may be delayed.

[▶ Add an Activity](#)

Start Date	To Date	Activity	Employer	Actions
No information available.				

[Add an Activity](#) to your application
Proceed to [Review and Submit](#) if you are satisfied with this information

27. On the page that directs you to review and submit your application, please check for any errors displayed, and check off this box in the case that you have not attended any postsecondary institutions.

The summary of your application should be displayed. Please review your application carefully. When you are ready to proceed to payment, click "I Verify and Agree"

Warnings

- Make sure you entered your name correctly. Do not use all capital or all lower case letters.
- You did not provide any information about postsecondary studies. If you did not attend a postsecondary institution, please select "I did not attend a postsecondary institution (university or college)". If you attended a postsecondary institution, please return to [Academic Background](#) and record this information.
 did not attend a postsecondary institution (university or college).
- Please return to [Activities/Employment](#) -- You have not indicated any activities. Please ensure that you indicated all of the activities, (e.g., volunteering, travel and work) that you participated in when you were not attending school full-time.

28. Review the following payment information. Click on the circle for the payment method you will proceed with, and then click on "Continue".

Submit My Application: Payment

[▶ Help](#)

You must submit payment to complete the application process and ensure your application is forwarded to your university choice(s). **All fees are non-refundable.**

- The total cost of this application is: **CAN \$316.00.**

Pending Invoices

Applications	Fee Amount
105	\$316.00
Total Fee: \$316.00	

Payment Options

- Credit Card (VISA, MasterCard or American Express)

VISA and MasterCard debit cards are not accepted.

Important: Do not click the "Back" button in your browser after you submit your credit card payment.

[▶ More](#)

- Online Banking (Canadian banks and credit unions only). This process usually takes 2-5 business days.

[▶ More](#)

- Western Union Business Solutions - GlobalPay for Students (Bank-to-bank transfer for international payments only)

[▶ More](#)

[Continue](#)

Congratulations! After completing your payment, you have successfully submitted your application to the University of Toronto. Please continue reading this guide to learn more details about your next steps for your application.

APPLICATION PROCESS

STEP 1 | Create a personal account on the Ontario Universities' Application Centre (OUAC).

STEP 2 | Complete and submit your application, along with payment. Once an application is submitted, you can log in to make any changes necessary.

STEP 3 | You should expect to receive an email acknowledgement from the University of Toronto Enrolment Services approximately 2 weeks after submitting your OUAC application.

The acknowledgment is sent electronically and will include important information and links to check the status of your application. This email will include your University of Toronto Applicant Number. Please check your Junk Mail/Spam Folder for the acknowledgement email, and other emails from OUAC.

STEP 4 | Start preparing for what comes next, including sending all additional documentation to the University of Toronto and tracking your application.

STEP 5 | All paper documentation must be uploaded on the JOIN UofT Portal. See page 29 for information on uploading or sending documents.

SUPPLEMENTAL MATERIAL

All supplemental material should include the student's full name, as well as their University of Toronto applicant number. Students must provide the following documents:

-
- ▶ Up-to-date official high school academic marks (including the most recent mid-term grades) that have been translated and signed by a notary official.
 - ▶ Official results of an English Proficiency Test must be sent directly from the testing centre. The university will not accept paper results or scores sent by email.

For instructions on how to send English proficiency scores, please visit:
future.utoronto.ca/apply/english-language-requirements

Please only provide the materials requested on your JOIN U of T. Other supplemental material that may be considered:

- ▶ High school profile
- ▶ Official results from any exams taken (for example, IB, GCSE)

For a list of admission material requirements for specific countries, please visit:

future.utoronto.ca

SUPPLEMENTAL MATERIAL

Arts and Science, Architecture, and Music Applicants

Documents must be submitted electronically via Parchment/Naviance whenever possible. If these platforms are not available, applicants must upload their transcripts and additional letters to the JOIN UofT applicant portal, which they will have access to after the university has received their application. Please do not mail documents to Enrolment Services, unless specifically requested by their office. Unsolicited documents will not be reviewed or added to the applicant's profile.

For more information on required documents, please visit: future.utoronto.ca/apply/applying

If a transcript upload or electronic submission is not an option, applicants must arrange for their school send their transcripts directly to Enrolment Services:

Enrolment Services
172 St. George Street
Toronto, ON
M5R 0A3

Postsecondary transcripts **MUST** be issued to U of T. Transcripts issued to applicants are NOT acceptable even if they are in a sealed institutional envelope.

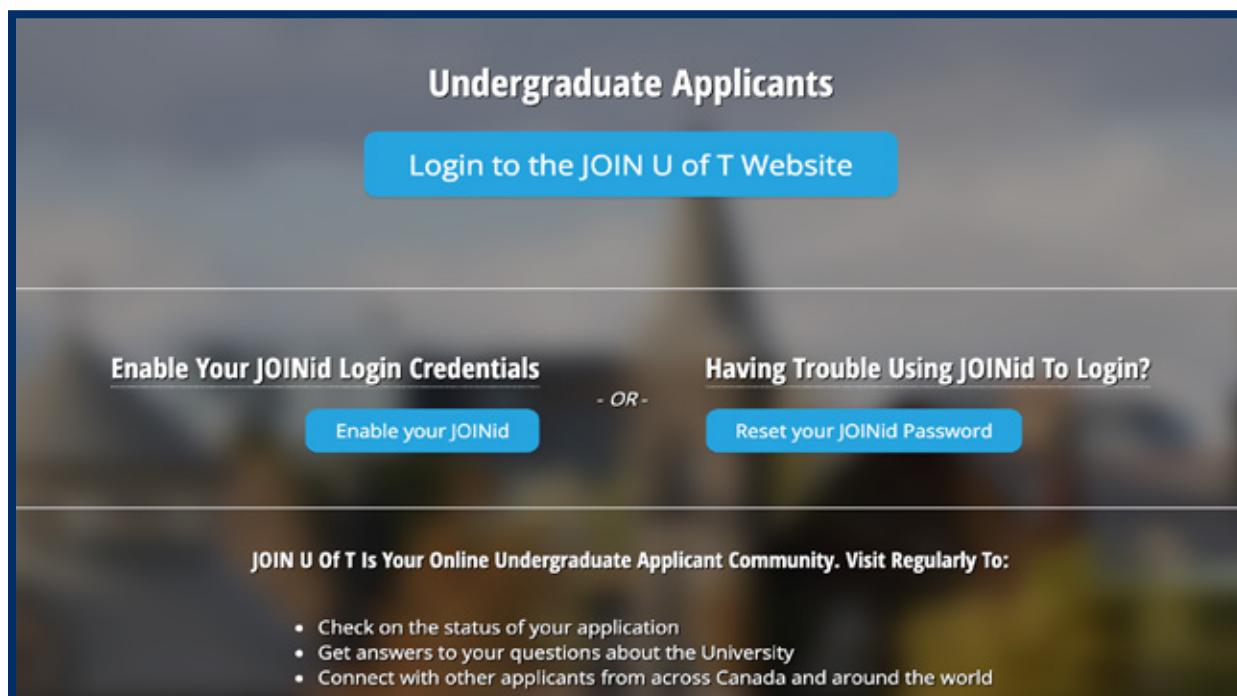
NEXT STEPS

For detailed information pertaining to supplemental material, program information and additional requirements, please visit these two sites:

▶ www.future.utoronto.ca/apply/to-do-list

▶ join.utoronto.ca

Approximately 1-2 weeks after submitting your application online, you will receive an email with instructions on accessing join.utoronto.ca. Check this site regularly for updates on the status of your application, any additional information you may need to provide, and notification of offers.



The screenshot shows the 'Undergraduate Applicants' section of the JOIN U of T website. At the top, there is a blue button that says 'Login to the JOIN U of T Website'. Below this, there are two options: 'Enable Your JOINid Login Credentials' with a blue button 'Enable your JOINid', and 'Having Trouble Using JOINid To Login?' with a blue button 'Reset your JOINid Password'. The text '- OR -' is placed between these two options. At the bottom, there is a heading 'JOIN U Of T Is Your Online Undergraduate Applicant Community. Visit Regularly To:' followed by a bulleted list: 'Check on the status of your application', 'Get answers to your questions about the University', and 'Connect with other applicants from across Canada and around the world'.

CONTACT US

International Foundation Program
New College, University of Toronto
40 Willcocks Street
Toronto, Ontario, M5S 1C6

InternationalPrograms.utoronto.ca/IFP
ifp@utoronto.ca
1.416.946.5146